

Leith Wheeler Money Market Fund

Summary of Investment Portfolio as of September 30, 2017

FUND DETAILS

Asset Class	Cash & Cash Equivalents†
Total Fund Assets	\$125.8 million
Series	B
Series Inception Date	April 27, 1994
Fund Inception Date	April 27, 1994
Minimum Investment	\$25,000 directly through Leith Wheeler \$5,000 through other registered dealers
RRSP/RRIF Eligible	Yes
Number of Holdings	30
Benchmark	FTSE TMX 91 Day T-Bill Index
Distribution Frequency	Monthly
MER	0.32%
Fund Code	LWF004
Effective Yield	1.03%

Top 25 Holdings (% of net asset value)

Canada T-Bills March 08, 2018	22.8%
Canada T-Bills 0.92% February 08, 2018	10.4%
Province of Quebec 0.62% October 02, 2017	8.0%
Province Of Ontario 0.62% October 11, 2017	6.0%
CIBC Bankers Acceptance 1.42% January 31, 2018	4.8%
Province Of Ontario 0.73% December 13, 2017	4.0%
Province Of BC 0.73% December 05, 2017	4.0%
TD Banker's Acceptance 1.32% January 25, 2018	3.9%
Province of Saskatchewan 1% December 22, 2017	3.8%
BNS Banker's Acceptance 1.21% November 29, 2017	3.5%
BNS Banker's Acceptance 1.34% December 13, 2017	3.5%
Province of Saskatchewan 0.7% November 16, 2017	3.2%
NBC Banker's Acceptance 1.27% November 03, 2017	2.8%
RBC Banker's Acceptance 1.27% November 20, 2017	2.8%
BMO Banker's Acceptance 0.88% November 27, 2017	2.8%
TD Banker's Acceptance 1.33% December 01, 2017	2.8%
Canada T-BILLS 0.75% December 14, 2017	2.5%
RBC Banker's Acceptance 1.16% October 26, 2017	1.9%
CM Banker's Acceptance 1.2% October 27, 2017	1.2%
BMO Banker's Acceptance 1.19% November 15, 2017	1.2%
RBC Banker's Acceptance 1.2% November 14, 2017	1.1%
NBC Banker's Acceptance 0.90% November 24, 2017	1.0%
Canada T-Bills 0.755% November 16, 2017	1.0%
BMO Banker's Acceptance 1.47% February 26, 2018	0.8%
Province of Saskatchewan 0.97% January 04, 2018	0.4%

REASONS TO OWN

- Short term investment
- Want a low risk and high liquidity investment

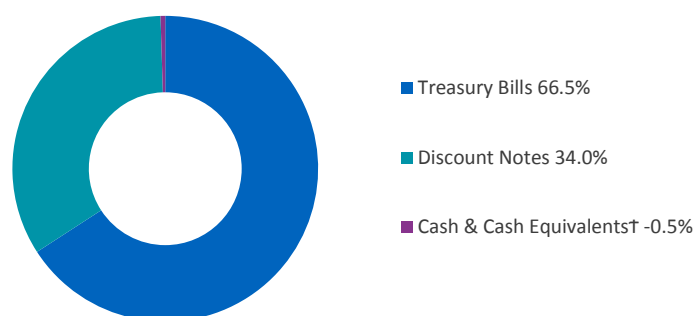
FUND OBJECTIVE

To provide an improved rate of return for short-term investments. The Fund invests in Government and Corporate securities maturing within one year and rated R1 by the Dominion Bond Rating Service.

INVESTMENT STYLE

The Money Market Fund is designed for investors who desire safety of capital with a high degree of liquidity. Typical investments in the Fund would be Government of Canada and Provincial Treasury Bills, Bankers Acceptances, and Corporate Paper.

ASSET ALLOCATION (% OF NET ASSET VALUE)



Leith Wheeler Money Market Fund

Summary of Investment Portfolio as of September 30, 2017

ANNUALIZED RETURNS VS. BENCHMARK

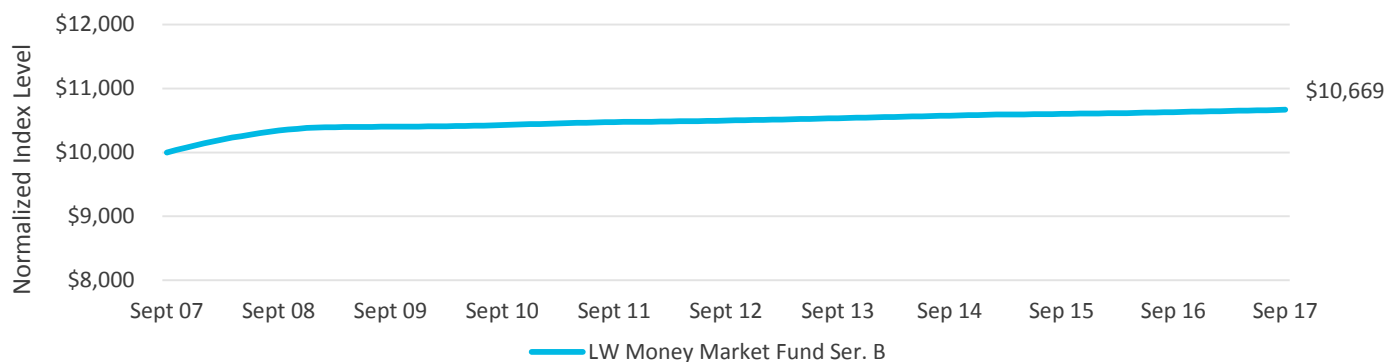
	3 Months	YTD	1 Year	3 Years	5 Years	10 Years
Fund (Post Fee)	0.1%	0.3%	0.4%	0.3%	0.3%	0.6%
Benchmark	0.1%	0.3%	0.5%	0.6%	0.7%	1.1%

* series inception date

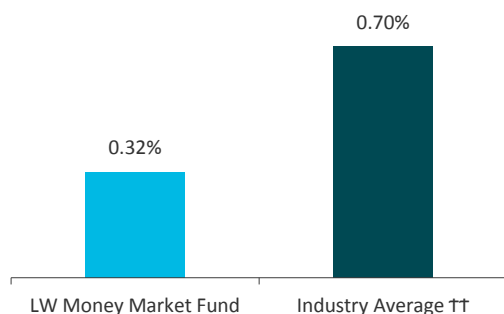
CALENDAR YEAR RETURNS VS. BENCHMARK

	YTD	2016	2015	2014	2013	2012	2011	2010	2009	2008
Fund (Post Fee)	0.3%	0.3%	0.2%	0.4%	0.4%	0.3%	0.4%	0.3%	0.2%	2.7%
Benchmark	0.3%	0.5%	0.6%	0.9%	1.0%	1.0%	1.0%	0.5%	n/a	3.3%

PERFORMANCE HISTORY (GROWTH OF \$10,000 OVER 10 YEARS OR SINCE INCEPTION)



MANAGEMENT EXPENSE RATIO



Leith Wheeler Money Market Fund

Summary of Investment Portfolio as of September 30, 2017



Quiet Money®

† Cash and cash equivalents includes other assets and liabilities

Reg. T.M., M.K. Leith Wheeler Investment Counsel Ltd.
M.D., M.K. Leith Wheeler Investment Counsel Ltd.
Registered, U.S. Patent and Trademark Office.

Leith Wheeler Investment Counsel Ltd. is the manager and primary investment advisor for the Leith Wheeler Mutual Funds. Leith Wheeler Investment Funds Ltd. is the principal distributor of the Leith Wheeler Mutual Funds. Leith Wheeler Mutual Funds are also distributed through authorized dealers. Commissions, trailing commissions, management fees and expenses all may be associated with mutual fund investments. Please read the prospectus before investing.

The indicated rates of return are the historical annual compounded total returns including changes in unit value and reinvestment of all distributions and does not take into account sales, redemption, distribution or optional charges or income taxes payable by any security holder that would have reduced returns. Mutual funds are not guaranteed or covered by the Canada Deposit Insurance Corporation, Leith Wheeler, or any other deposit insurer. Fund values change frequently and past performances may not be repeated. Just as performance can move up and down, so too can distributions; distribution history should not be used to predict future distributions. The summary of the investment fund's portfolio may change due to ongoing portfolio transactions.

Additional information about the Leith Wheeler Funds is available in the Funds' Annual Information Form, Fund Facts, Management Report of Fund Performance and financial statements. You can get a copy of the Simplified Prospectus, and the other documents, at no cost by calling 1-866-292-1122, on our website at www.leithwheeler.com or by contacting your dealer. These documents and other information about the Funds, such as information circulars and material contracts, and, if the Fund invests in other investment funds, the prospectus and other information about the underlying investment funds, are available at www.sedar.com.

This summary is not intended to provide advice, recommendations or offers to buy or sell any product or service. The information provided is compiled from our own research that we believe to be reasonable and accurate at the time of writing, but is subject to change without notice.

LeithWheeler.com

Vancouver Office

Suite 1500 – 400 Burrard Street
Vancouver, British Columbia V6C 3A6
Tel: 604.683.3391
Fax: 604.683.0323

Calgary Office

Suite 570 – 1100 1st Street SE
Calgary, Alberta T2G 1B1
Tel: 403.648.4846
Fax: 403.648.4862

Toronto Office

Suite 1801 – 145 King Street W
Toronto, Ontario M5H 1J8
Tel: 416.646.8240
Fax: 416.646.8249