

This document contains key information you should know about the Leith Wheeler Money Market Fund. You can find more detailed information in the fund's simplified prospectus. Ask your representative for a copy, contact Leith Wheeler at 1-888-292-1122, info@leithwheeler.com, or visit www.leithwheeler.com.

Before you invest in any fund, consider how the fund would work with your other investments and your tolerance for risk.

Quick Facts

Fund Code:	LWF004	Fund Manager:	Leith Wheeler Investment Counsel Ltd.
Date series started:	April 27, 1994	Portfolio Manager:	Leith Wheeler Investment Counsel Ltd.
Total value on November 30, 2018:	\$162,996,212	Distributions:	Income: monthly, last business day of the month Capital gains: annually, last business day of the year
Management expense ratio (MER):	0.32%*	Minimum investment:	\$5,000 initial, \$1,000 additional (through other dealers) \$25,000 initial, \$1,000 additional (through Leith Wheeler)

* Temporarily reduced from 0.60% at the discretion of Leith Wheeler based on current short-term investment yields.

What does the fund invest in?

The fund invests in high quality government, corporate and asset-backed securities that mature within one year. These securities have a rating of R1 or higher by DBRS. The charts below give you a snapshot of the fund's investments on November 30, 2018. The fund's investments will change.

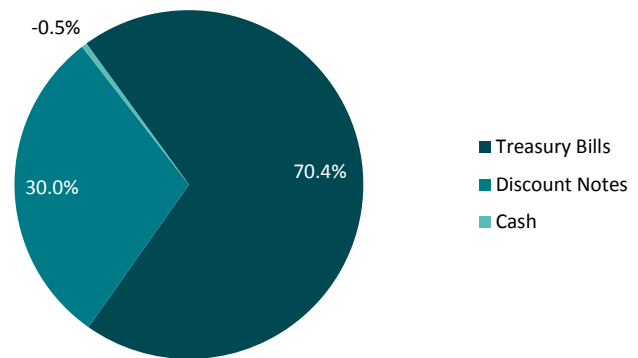
Top 10 Investments

1. Canada T-Bills 1.90% May 16,2020	13.32%
2. Province of Alberta 1.75% Jan,02,2019	9.21%
3. Province of Quebec 1.77% Feb,15,2019	8.97%
4. Province of Ontario 1.74% Jan,02,2019	7.35%
5. BNS BA 2.11% Mar,22,2019	6.10%
6. Province of Saskatchewan 1.90% Feb,06, 2019	5.67%
7. Canada T-Bills 1.90% May,16,2020	5.57%
8. TD Banker's Acceptance 2.12% Apr,01,2018	5.42%
9. Bank of Montreal Banker's Acceptance 2.12% Apr,01,2019	5.18%
10. Royal Bank of Canada Banker's Acceptance 1.97% Jan,08,2019	4.84%

Total percentage of top 10 investments – 71.62%

Total number of investments - 33

Investment Mix



How risky is it?

The value of the fund can go down as well as up. You could lose money.

One way to gauge risk is to look at how much a fund's returns change over time. This is called "volatility".

In general, funds with higher volatility will have returns that change more over time. They typically have a greater chance of losing money and may have a greater chance of higher returns. Funds with lower volatility tend to have returns that change less over time. They typically have lower returns and may have a lower chance of losing money.

Risk Rating

Leith Wheeler has rated the volatility of this fund as **Low**.

This rating is based on how much the fund's returns have changed from year to year. It doesn't tell you how volatile the fund will be in the future. The rating can change over time. A fund with a low risk rating can still lose money.



For more information about the risk rating and specific risks that can affect the fund's returns, see the "What is a Mutual Fund and What are the Risks of Investing in a Mutual Fund?" section of the fund's simplified prospectus.

No guarantees

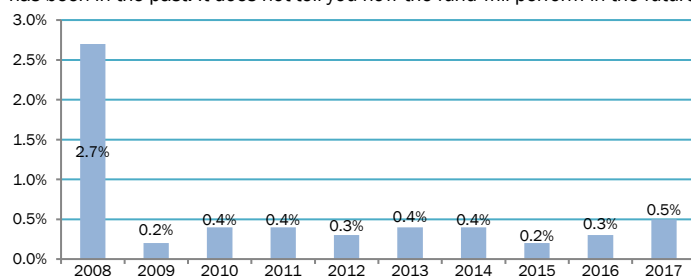
Like most mutual funds, this fund does not have any guarantees. You may not get back the amount of money you invest.

How has the fund performed?

This section tells you how the Series B units of the fund have performed over the past 10 calendar years. Returns are after expenses have been deducted. These expenses reduce the fund's returns.

Year-by-year returns

This chart shows how Series B units of the fund performed in each of the past 10 years. The fund dropped in value in none of the 10 years. The range of returns and change from year to year can help you assess how risky the fund has been in the past. It does not tell you how the fund will perform in the future.



Best and worst three-month returns

This table shows the best and worst returns for the Series B units of the fund in a 3-month period over the past 10 years. The best and worst 3-month returns could be higher or lower in the future. Consider how much of a loss you could afford to take in a short period of time.


	Return	Three Months Ending	If you invested \$1,000 at the beginning of the period
Best return	0.35%	Oct 30, 2018	Your investment would rise to \$1,003.50
Worst return	0.02%	Jun 30, 2015	Your investment would rise to \$1,000.20

Average return

As at November 30, 2018, a person who invested \$1,000 in this fund 10 years ago now has \$1,042. This works out to an annual compound return of 0.42%.

Who is this fund for?

Investors who:

- are looking for a short-term investment
 - want a more secure investment with low risk and high liquidity.
-  Do not buy this fund if you need capital growth from your investment.

A word about tax

In general, you will have to pay income tax on any money you make on a fund. How much you pay depends on the tax laws where you live and whether or not you hold the fund in a registered plan, such as a Registered Retirement Savings Plan or a Tax-Free Savings Account.

Keep in mind that if you hold your fund in a non-registered account, fund distributions are included in your taxable income, whether you take them in cash, or have them reinvested.

How much does it cost?

The following tables show the fees and expenses you could pay to buy, own and sell Series B units of the fund. The fees and expenses – including any commissions – can vary among series of a fund and among funds. Higher commissions can influence representatives to recommend one investment over another. Ask about other funds and investments that may be suitable for you at a lower cost.

Sales charges

No-Load: No purchase or redemption charges apply if purchased directly through Leith Wheeler.

More about the trailing commission

Leith Wheeler does not pay dealers trailing commissions for the distribution of the fund.

Fund expenses

You don't pay these expenses directly. They affect you because they reduce the fund's returns.

As of December 31, 2017, the fund's expenses were 0.32% of its value. This equals \$3.20 for every \$1,000 invested. Leith Wheeler waived some of the fund's expenses. If it had not done so, the MER would have been higher.

Management expense ratio (MER)	Annual rate (as a % of the fund's value)
This is the total of the fund's management fee and operating expenses.	0.32%

Trading expense ratio (TER)	
These are the Fund's trading costs.	0.00%

Fund expenses	<u>0.32%</u>
----------------------	---------------------

Other fees

You may have to pay other fees when you buy, hold, sell or switch units of the fund.

Fee	What you pay
Account Fee	An account fee of \$25 per year may be charged for accounts with less than \$25,000.
Registered Plan Fees	\$40 per year for the Leith Wheeler Retirement Income Fund

What if I change my mind?

Under securities law in some provinces and territories, you have the right to:

- withdraw from an agreement to buy mutual fund units within two business days after you receive a simplified prospectus, or
- cancel your purchase within 48 hours after you receive confirmation of the purchase.

In some provinces and territories, you also have the right to cancel a purchase, or in some jurisdictions, claim damages, if the simplified prospectus, annual information form, fund facts or financial statements contain a misrepresentation. You must act within the time limit set by the securities law in your province or territory.

For more information, see the securities law of your province or territory or ask a lawyer.

For more information

Contact Leith Wheeler Investment Counsel Ltd. or your representative for a copy of the fund's simplified prospectus and other disclosure documents. These documents and the Fund Facts make up the fund's legal documents.

Leith Wheeler Investment Counsel Ltd.	Phone:	604-683-3391
1500 - 400 Burrard Street	Toll Free:	1-888-292-1122
Vancouver, BC V6C 3A6	Fax:	604-683-0323
	Email:	info@leithwheeler.com
	Web:	www.leithwheeler.com

To learn more about investing in mutual funds, see the brochure **Understanding mutual funds**, which is available on the website of the Canadian Securities Administrators at www.securitiesadministrators.ca.