

Quarterly Fund Disclosure

Leith Wheeler Investment Funds
1st Quarter of 2023



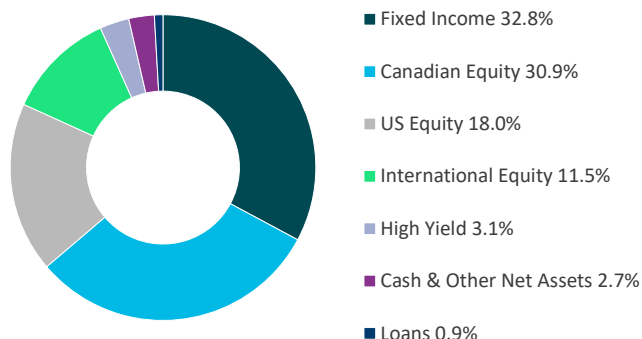
Leith Wheeler Balanced Fund

Quarterly Fund Disclosure | March 31st, 2023

TOTAL NET ASSET VALUE

Net Assets	\$244.2 million
------------	-----------------

ASSET MIX (% OF NET ASSET VALUE)



TOP 25 HOLDINGS (% OF NET ASSET VALUE)

Leith Wheeler International Equity Plus Fund Series A	12.1%
Leith Wheeler U.S. Small/Mid-Cap Equity Fund Series A	4.7%
Leith Wheeler Multi Credit Fund Series A	4.4%
Canada Housing Trust No 1 3.65% June 15, 2033	2.2%
Royal Bank of Canada	2.1%
Toromont Industries Ltd	2.1%
Canadian Government Bond 3.75% February 01, 2025	1.9%
Toronto-Dominion Bank	1.7%
Canadian National Railway Co	1.7%
Constellation Software Inc	1.6%
Cash & Other Net Assets	1.3%
Brookfield Infrastructure Partners LP	1.3%
Saputo Inc	1.2%
CPPIB Capital Inc 3.95% June 02, 2032	1.1%
CGI Inc	1.1%
Canadian Natural Resources Ltd	1.1%
Bank of Montreal	1.1%
Open Text Corp	1.1%
Pembina Pipeline Corp	1.1%
Waste Connections Inc	1.0%
Rogers Communications Inc	1.0%
Tourmaline Oil Corp	0.9%
Canadian Government Bond 4% June 01, 2041	0.9%
Metro Inc	0.9%
Brookfield Corp	0.8%

This summary of the investment fund's top 25 holdings may change due to ongoing portfolio transactions. A quarterly update is available 60 days after each quarter end. The Fund held no short positions as at March 31st, 2023.



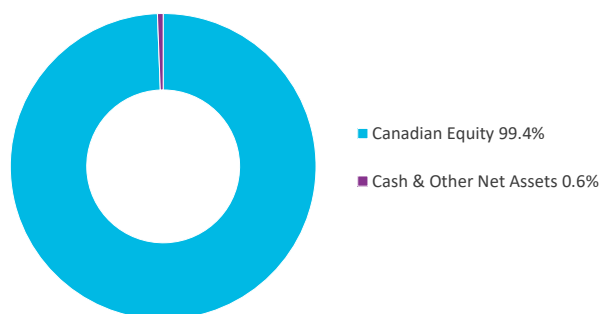
Leith Wheeler Canadian Dividend Fund

Quarterly Fund Disclosure | March 31st, 2023

TOTAL NET ASSET VALUE

Net Assets	\$189.1 million
------------	-----------------

ASSET MIX (% OF NET ASSET VALUE)



TOP 25 HOLDINGS (% OF NET ASSET VALUE)

Royal Bank of Canada	7.3%
Toromont Industries Ltd	6.8%
Toronto-Dominion Bank	6.0%
Canadian National Railway Co	5.8%
Brookfield Infrastructure Partners LP	4.5%
Saputo Inc	4.5%
Pembina Pipeline Corp	4.3%
Bank of Montreal	3.8%
Rogers Communications Inc	3.5%
Open Text Corp	3.4%
Canadian Natural Resources Ltd	3.3%
Metro Inc	3.2%
Brookfield Corp	2.9%
Hydro One Ltd	2.8%
Constellation Software Inc	2.8%
iA Financial Corp Inc	2.6%
First Capital Real Estate Investment Trust	2.5%
Finning International Inc	2.5%
Bank of Nova Scotia	2.2%
Manulife Financial Corp	2.2%
Stella-Jones Inc	1.9%
A&W Revenue Royalties Income Fund	1.9%
Russel Metals Inc	1.9%
Canadian Imperial Bank of Commerce	1.8%
Tourmaline Oil Corp	1.6%

This summary of the investment fund's top 25 holdings may change due to ongoing portfolio transactions. A quarterly update is available 60 days after each quarter end. The Fund held no short positions as at March 31st, 2023.



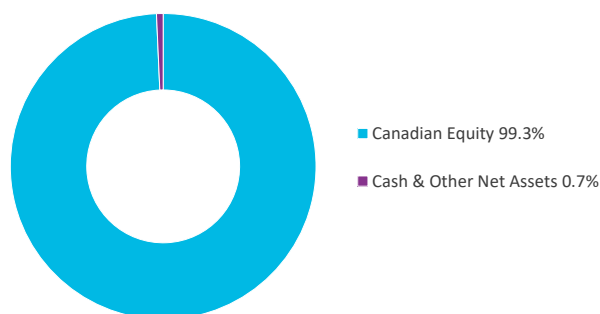
Leith Wheeler Canadian Equity Fund

Quarterly Fund Disclosure | March 31st, 2023

TOTAL NET ASSET VALUE

Net Assets	\$3.9 billion
------------	---------------

ASSET MIX (% OF NET ASSET VALUE)



TOP 25 HOLDINGS (% OF NET ASSET VALUE)

Royal Bank of Canada	6.8%
Toromont Industries Ltd	6.6%
Toronto-Dominion Bank	5.5%
Canadian National Railway Co	5.4%
Constellation Software Inc	5.3%
Brookfield Infrastructure Partners LP	4.1%
Saputo Inc	4.0%
CGI Inc	3.6%
Canadian Natural Resources Ltd	3.5%
Bank of Montreal	3.4%
Pembina Pipeline Corp	3.4%
Open Text Corp	3.4%
Waste Connections Inc	3.1%
Rogers Communications Inc	3.1%
Tourmaline Oil Corp	3.0%
Metro Inc	2.8%
Brookfield Corp	2.6%
iA Financial Corp Inc	2.4%
Finning International Inc	2.2%
Hydro One Ltd	2.2%
Bank of Nova Scotia	2.1%
Manulife Financial Corp	2.0%
Stella-Jones Inc	1.7%
Canadian Imperial Bank of Commerce	1.7%
First Quantum Minerals Ltd	1.7%

This summary of the investment fund's top 25 holdings may change due to ongoing portfolio transactions. A quarterly update is available 60 days after each quarter end. The Fund held no short positions as at March 31st, 2023.



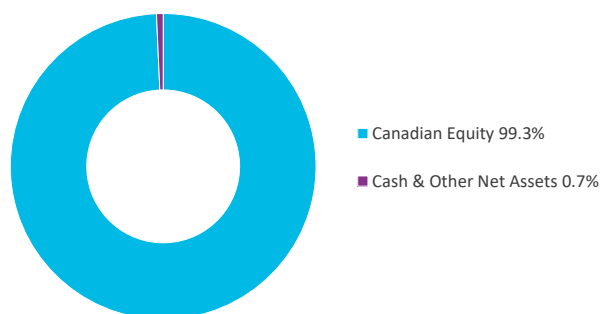
Leith Wheeler Carbon Constrained Canadian Equity Fund

Quarterly Fund Disclosure | March 31st, 2023

TOTAL NET ASSET VALUE

Net Assets	\$102.9 million
------------	-----------------

ASSET MIX (% OF NET ASSET VALUE)



TOP 25 HOLDINGS (% OF NET ASSET VALUE)

Royal Bank of Canada	8.2%
Toromont Industries Ltd	7.9%
Toronto-Dominion Bank	6.6%
Canadian National Railway Co	6.5%
Constellation Software Inc	6.3%
Saputo Inc	4.8%
CGI Inc	4.4%
Bank of Montreal	4.2%
Open Text Corp	4.1%
Brookfield Corp	4.1%
Waste Connections Inc	3.7%
Rogers Communications Inc	3.6%
Metro Inc	3.3%
iA Financial Corp Inc	2.8%
Hydro One Ltd	2.8%
Finning International Inc	2.6%
Bank of Nova Scotia	2.5%
Manulife Financial Corp	2.5%
Stella-Jones Inc	2.2%
Canadian Imperial Bank of Commerce	2.1%
First Quantum Minerals Ltd	2.0%
First Capital Real Estate Investment Trust	2.0%
Canadian Tire Corp Ltd	1.8%
Enghouse Systems Ltd	1.6%
Intact Financial Corp	1.5%

This summary of the investment fund's top 25 holdings may change due to ongoing portfolio transactions. A quarterly update is available 60 days after each quarter end. The Fund held no short positions as at March 31st, 2023.



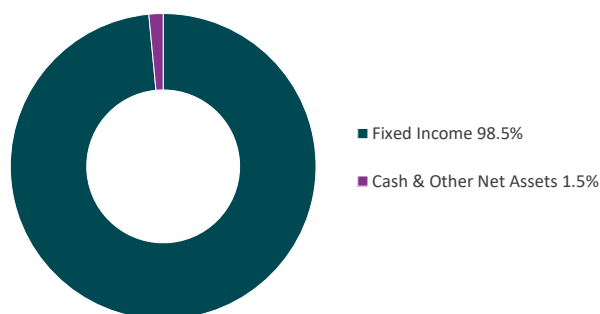
Leith Wheeler Core Bond Fund

Quarterly Fund Disclosure | March 31st, 2023

TOTAL NET ASSET VALUE

Net Assets	\$271.8 million
------------	-----------------

ASSET MIX (% OF NET ASSET VALUE)



TOP 25 HOLDINGS (% OF NET ASSET VALUE)

Canada Housing Trust No 1 3.65% June 15, 2033	7.0%
CPPIB Capital Inc 3.95% June 02, 2032	5.8%
Canadian Government Bond 3.75% February 01, 2025	3.1%
Canadian Government Bond 4% June 01, 2041	2.4%
Province of Ontario 4.6% June 02, 2039	2.3%
Canadian Government Bond 2.25% March 01, 2024	1.5%
Cash & Other Net Assets	1.5%
Wells Fargo & Co 3.18% February 08, 2024	1.4%
Province of Ontario 2.9% December 02, 2046	1.4%
Hydro-Quebec 2.1% February 15, 2060	1.4%
Royal Bank of Canada 3.37% September 29, 2025	1.3%
Province of Alberta 3.05% December 01, 2048	1.3%
Sun Life Financial Inc 3.05% September 19, 2028	1.2%
Province of Newfoundland and Labrador 2.05% June 02, 2031	1.2%
Province of Ontario 2.9% June 02, 2049	1.1%
Canadian Imperial Bank of Commerce 2.75% March 07, 2025	1.1%
Province of Manitoba 5.7% March 05, 2037	1.0%
Toronto-Dominion Bank 1.13% December 09, 2025	1.0%
Canada Housing Trust No 1 4.96% September 15, 2023	1.0%
Province of Manitoba 4.1% March 05, 2041	1.0%
Province of Ontario 1.9% December 02, 2051	1.0%
Province of Saskatchewan 2.8% December 02, 2052	1.0%
Canadian Government Bond 1.25% June 01, 2030	0.9%
Canadian Government Bond 2.75% September 01, 2027	0.9%
Choice Properties Real Estate Investment Trust 4.29% February 08, 2024	0.9%

This summary of the investment fund's top 25 holdings may change due to ongoing portfolio transactions. A quarterly update is available 60 days after each quarter end. The Fund held no short positions as at March 31st, 2023.



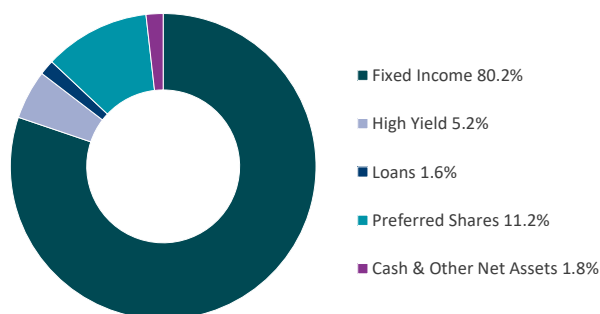
Leith Wheeler Corporate Advantage Fund

Quarterly Fund Disclosure | March 31st, 2023

TOTAL NET ASSET VALUE

Net Assets	\$173.9 million
------------	-----------------

ASSET MIX (% OF NET ASSET VALUE)



TOP 25 HOLDINGS (% OF NET ASSET VALUE)

Leith Wheeler Preferred Share Fund Series A	11.3%
Leith Wheeler Multi Credit Fund Series A	7.4%
Bank of Nova Scotia 1.4% November 01, 2027	1.6%
Royal Bank of Canada 1.83% July 31, 2028	1.5%
Toronto-Dominion Bank 3.1% April 22, 2030	1.4%
Toronto-Dominion Bank 4.86% March 04, 2031	1.4%
Choice Properties Real Estate Investment Trust 2.85% May 21, 2027	1.3%
TransCanada PipeLines Ltd 3% September 18, 2029	1.3%
Bell Telephone Co of Canada or Bell Canada 2.5% May 14, 2030	1.1%
Bank of America Corp 2.93% April 25, 2025	1.1%
Cash & Other Net Assets	1.0%
Enbridge Gas Inc 2.35% September 15, 2031	1.0%
North West Redwater Partnership / NWR Financing Co Ltd 4.25% June 01, 2029	1.0%
Brookfield Renewable Partners ULC 3.63% January 15, 2027	1.0%
Bank of Montreal 6.53% October 27, 2032	1.0%
Cenovus Energy Inc 3.5% February 07, 2028	0.9%
Brookfield Infrastructure Finance ULC 4.19% September 11, 2028	0.9%
Shaw Communications Inc 2.9% December 09, 2030	0.9%
Inter Pipeline Ltd 5.76% February 17, 2028	0.9%
Bell Telephone Co of Canada or Bell Canada 4.55% February 09, 2030	0.9%
Bank of Montreal 1.55% May 28, 2026	0.8%
Manulife Financial Corp 2.82% May 13, 2035	0.8%
AIMCo Realty Investors LP 2.71% June 01, 2029	0.8%
Canadian Imperial Bank of Commerce 2.75% March 07, 2025	0.8%
Enbridge Pipelines Inc 2.82% May 12, 2031	0.8%

This summary of the investment fund's top 25 holdings may change due to ongoing portfolio transactions. A quarterly update is available 60 days after each quarter end. The Fund held no short positions as at March 31st, 2023.



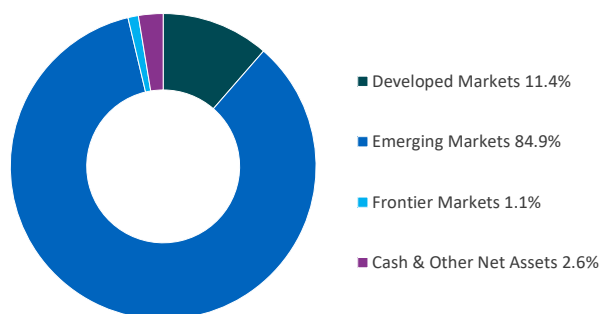
Leith Wheeler Emerging Markets Equity Fund

Quarterly Fund Disclosure | March 31st, 2023

TOTAL NET ASSET VALUE

Net Assets	\$109.2 million
------------	-----------------

ASSET MIX (% OF NET ASSET VALUE)



TOP 25 HOLDINGS (% OF NET ASSET VALUE)

Baidu Inc	3.7%
SK Hynix Inc	3.2%
PTT Exploration & Production PCL	2.9%
Kimberly-Clark de Mexico SAB de CV	2.9%
Mediatek Inc	2.8%
Galaxy Entertainment Group Ltd	2.7%
Bizlink Holding Inc	2.6%
Cash & Other Net Assets	2.6%
China International Capital Corp Ltd	2.4%
Gruma SAB de CV	2.1%
POSCO Holdings Inc	2.1%
Korea Investment Holdings Co Ltd	2.1%
China Petroleum & Chemical Corp	2.1%
JD.com Inc	2.1%
BDO Unibank Inc	2.0%
PICC Property & Casualty Co Ltd	2.0%
Sino Biopharmaceutical Ltd	2.0%
Hang Lung Properties Ltd	2.0%
Weichai Power Co Ltd	1.9%
Hiwin Technologies Corp	1.9%
Cathay Financial Holding Co Ltd	1.8%
BOC Hong Kong Holdings Ltd	1.8%
Growthpoint Properties Ltd	1.8%
Tingyi (Cayman Islands) Holding Corp	1.8%
Axis Bank Ltd	1.7%

This summary of the investment fund's top 25 holdings may change due to ongoing portfolio transactions. A quarterly update is available 60 days after each quarter end. The Fund held no short positions as at March 31st, 2023.



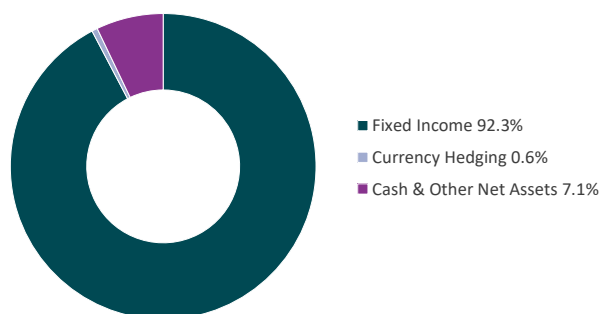
Leith Wheeler High Yield Bond Fund

Quarterly Fund Disclosure | March 31st, 2023

TOTAL NET ASSET VALUE

Net Assets	\$16.9 million
------------	----------------

ASSET MIX (% OF NET ASSET VALUE)



TOP 25 HOLDINGS (% OF NET ASSET VALUE)

Cash & Other Net Assets	7.7%
Marriott Ownership Resorts Inc 4.5% June 15, 2029	3.9%
Open Text Corp 6.9% December 01, 2027	3.9%
First Quantum Minerals Ltd 6.88% March 01, 2026	3.1%
Northern Oil and Gas Inc 8.12% March 01, 2028	3.1%
Vermilion Energy Inc 6.88% May 01, 2030	3.1%
Methanex Corp 5.25% December 15, 2029	2.9%
Lumen Technologies Inc 4% February 15, 2027	2.6%
CCO Holdings LLC / CCO Holdings Capital Corp 4.5% August 15, 2030	2.6%
ERO Copper Corp 6.5% February 15, 2030	2.4%
PAR PETROLEUM LLC 4.25% February 28, 2030	2.4%
Teine Energy Ltd 6.88% April 15, 2029	2.2%
Telesat Canada / Telesat LLC 4.88% June 01, 2027	2.2%
Parkland Corp 4.38% March 26, 2029	2.2%
Victoria's Secret & Co 4.62% July 15, 2029	2.2%
Russell Investments US Institutional Holdco Inc 8.13% May 30, 2025	2.1%
Graftech Finance Inc 4.62% December 15, 2028	2.1%
Western Digital Corp 3.1% February 01, 2032	2.1%
MPH Acquisition Holdings LLC 9.2% September 01, 2028	2.0%
Regal Rexnord Corp 6.3% February 15, 2030	2.0%
Qorvo Inc 3.38% April 01, 2031	2.0%
First Quantum Minerals Ltd 7.5% April 01, 2025	2.0%
Corus Entertainment Inc 5% May 11, 2028	2.0%
Iron Mountain Inc 5.25% July 15, 2030	1.9%
NRG Energy Inc 4.45% June 15, 2029	1.9%

This summary of the investment fund's top 25 holdings may change due to ongoing portfolio transactions. A quarterly update is available 60 days after each quarter end. The Fund held no short positions as at March 31st, 2023.




Leith Wheeler Income Advantage Fund

Quarterly Fund Disclosure | March 31st, 2023

TOTAL NET ASSET VALUE

Net Assets	\$62.3 million
------------	----------------

ASSET MIX (% OF NET ASSET VALUE)



TOP 25 HOLDINGS (% OF NET ASSET VALUE)

Leith Wheeler Canadian Dividend Fund Series A	35.7%
Leith Wheeler Preferred Share Fund Series A	8.3%
Leith Wheeler Multi Credit Fund Series A	5.5%
Toronto-Dominion Bank 3.1% April 22, 2030	1.5%
Choice Properties Real Estate Investment Trust 2.85% May 21, 2027	1.2%
Bank of Nova Scotia 1.4% November 01, 2027	1.1%
Cash & Other Net Assets	1.1%
Royal Bank of Canada 1.83% July 31, 2028	0.9%
Enbridge Gas Inc 2.35% September 15, 2031	0.8%
TransCanada PipeLines Ltd 3% September 18, 2029	0.8%
Toronto-Dominion Bank 4.86% March 04, 2031	0.8%
North West Redwater Partnership / NWR Financing Co Ltd 4.25% June 01, 2029	0.7%
Manulife Financial Corp 2.82% May 13, 2035	0.7%
Shaw Communications Inc 2.9% December 09, 2030	0.7%
Bank of America Corp 2.93% April 25, 2025	0.7%
Vancouver Airport Fuel Facilities Corp 2.17% June 23, 2025	0.6%
Cenovus Energy Inc 3.5% February 07, 2028	0.6%
Bell Telephone Co of Canada or Bell Canada 4.55% February 09, 2030	0.6%
Bank of Montreal 6.53% October 27, 2032	0.6%
Royal Bank of Canada 1.59% May 04, 2026	0.6%
Inter Pipeline Ltd 5.76% February 17, 2028	0.6%
Bell Telephone Co of Canada or Bell Canada 2.5% May 14, 2030	0.6%
Greater Toronto Airports Authority 1.54% May 03, 2028	0.5%
Brookfield Infrastructure Finance ULC 4.19% September 11, 2028	0.5%
Brookfield Renewable Partners ULC 3.63% January 15, 2027	0.5%

This summary of the investment fund's top 25 holdings may change due to ongoing portfolio transactions. A quarterly update is available 60 days after each quarter end. The Fund held no short positions as at March 31st, 2023.



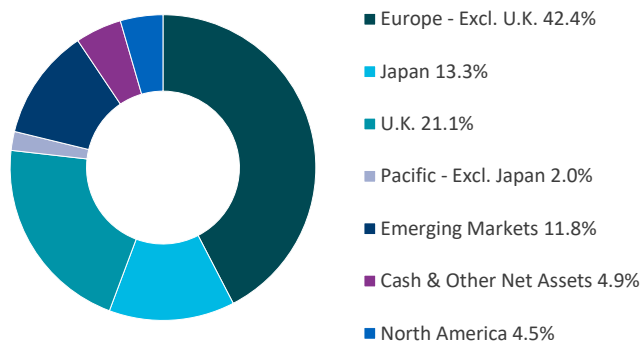
Leith Wheeler International Equity Plus Fund

Quarterly Fund Disclosure | March 31st, 2023

TOTAL NET ASSET VALUE

Net Assets	\$38.8 million
------------	----------------

ASSET MIX (% OF NET ASSET VALUE)



TOP 25 HOLDINGS (% OF NET ASSET VALUE)

Cash & Other Net Assets	4.9%
BP PLC	4.7%
Deutsche Telekom AG	4.3%
Shell PLC	4.3%
TotalEnergies SE	3.8%
LG Chem Ltd	3.2%
Samsung Electronics Co Ltd	3.2%
Lloyds Banking Group PLC	3.1%
Sumitomo Mitsui Financial Group Inc	3.0%
Veolia Environnement SA	3.0%
Sanofi	3.0%
Koninklijke Ahold Delhaize NV	2.9%
Tesco PLC	2.9%
Unilever PLC	2.7%
Hitachi Ltd	2.7%
AstraZeneca PLC	2.5%
DNB Bank ASA	2.5%
Cie Generale des Etablissements Michelin SCA	2.4%
Bayerische Motoren Werke AG	2.4%
ING Groep NV	2.4%
Norsk Hydro ASA	2.3%
Honda Motor Co Ltd	2.2%
Sony Group Corp	2.1%
Siemens AG	2.1%
Smith & Nephew PLC	2.0%

This summary of the investment fund's top 25 holdings may change due to ongoing portfolio transactions. A quarterly update is available 60 days after each quarter end. The Fund held no short positions as at March 31st, 2023.



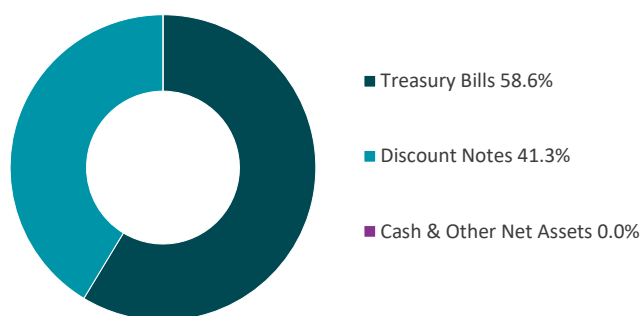
Leith Wheeler Money Market Fund

Quarterly Fund Disclosure | March 31st, 2023

TOTAL NET ASSET VALUE

Net Assets	\$239.2 million
------------	-----------------

ASSET MIX (% OF NET ASSET VALUE)



TOP 25 HOLDINGS (% OF NET ASSET VALUE)

Canada T-Bills 4.56% August 03, 2023	8.2%
Canada T-Bills 4.56% July 20, 2023	7.4%
Province of British Columbia 4.67% July 21, 2023	7.0%
Province of Newfoundland and Labrador 4.55% Apr/13/23 4.55% April 13, 2023	6.3%
Canada T-Bills 4.64% November 09, 2023	6.1%
Province of Quebec 4.69% September 01, 2023	4.5%
Central 1 Cp 4.83% Apr/13/23 4.83% April 13, 2023	4.2%
Canada T-Bills 4.62% October 12, 2023	3.5%
Vancouver City BDN 4.78% Jun/07/2023 4.78% June 07, 2023	3.1%
Bank of Nova Scotia Bankers' Acceptance 4.74% May 23, 2023	2.9%
Central 1 Cp 4.72% May/02/2023 4.72% May 02, 2023	2.7%
RBC Bankers' Acceptance 4.69% May 09, 2023	2.5%
Prince Edward Island 4.55% May/02/2023 4.55% May 02, 2023	2.1%
RBC Bankers' Acceptance 4.73% May 24, 2023	2.1%
Prince Edward Island 4.63% Jun/06/2023 4.63% June 06, 2023	2.1%
Vancouver City BDN 4.74% Apr/28/2023 4.74% April 28, 2023	1.9%
Province of Saskatchewan 4.68% August 29, 2023	1.8%
Central 1 Cp 4.78% Apr/06/23 4.78% April 06, 2023	1.7%
Coast Bdn 4.82% Apr/11/23 4.82% April 11, 2023	1.7%
RBC Bankers' Acceptance 4.71% May 01, 2023	1.7%
TD Bankers' Acceptance 4.75% June 12, 2023	1.7%
Province of Alberta 4.63% June 21, 2023	1.7%
CIBC Bankers' Acceptance 4.77% June 30, 2023	1.7%
Enbridge Cp 4.91% Apr/4/2023 4.91% April 04, 2023	1.5%
TD Bankers' Acceptance 4.75% June 15, 2023	1.3%

This summary of the investment fund's top 25 holdings may change due to ongoing portfolio transactions. A quarterly update is available 60 days after each quarter end. The Fund held no short positions as at March 31st, 2023.



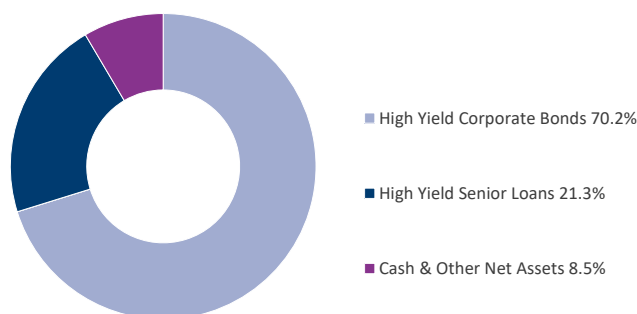
Leith Wheeler Multi Credit Fund

Quarterly Fund Disclosure | March 31st, 2023

TOTAL NET ASSET VALUE

Net Assets	\$160.3 million
------------	-----------------

ASSET MIX (% OF NET ASSET VALUE)



TOP 25 HOLDINGS (% OF NET ASSET VALUE)

Cash & Other Net Assets	8.5%
Open Text Corp 8.22% January 31, 2030	4.9%
Marriott Ownership Resorts Inc 4.5% June 15, 2029	4.0%
PAR PETROLEUM LLC 4.25% February 28, 2030	3.7%
Russell Investments US Institutional Holdco Inc 8.13% May 30, 2025	3.4%
Vermilion Energy Inc 6.88% May 01, 2030	3.2%
Methanex Corp 5.25% December 15, 2029	3.0%
Teine Energy Ltd 6.88% April 15, 2029	2.6%
ERO Copper Corp 6.5% February 15, 2030	2.6%
Lumen Technologies Inc 4% February 15, 2027	2.6%
Northern Oil and Gas Inc 8.12% March 01, 2028	2.6%
MPH Acquisition Holdings LLC 9.2% September 01, 2028	2.5%
First Quantum Minerals Ltd 6.88% March 01, 2026	2.5%
Telesat Canada / Telesat LLC 4.88% June 01, 2027	2.4%
Graftech Finance Inc 4.62% December 15, 2028	2.4%
Parkland Corp 4.38% March 26, 2029	2.2%
First Quantum Minerals Ltd 7.5% April 01, 2025	2.2%
Western Digital Corp 3.1% February 01, 2032	2.1%
Regal Rexnord Corp 6.3% February 15, 2030	2.0%
Iron Mountain Inc 5.25% July 15, 2030	1.9%
Qorvo Inc 3.38% April 01, 2031	1.9%
Grizzly Acquisitions Inc 4.69% October 01, 2025	1.8%
Corus Entertainment Inc 5% May 11, 2028	1.8%
VAREX IMAGING CORP 7.88% October 15, 2027	1.8%
CCO Holdings LLC / CCO Holdings Capital Corp 4.5% August 15, 2030	1.8%

This summary of the investment fund's top 25 holdings may change due to ongoing portfolio transactions. A quarterly update is available 60 days after each quarter end. The Fund held no short positions as at March 31st, 2023.



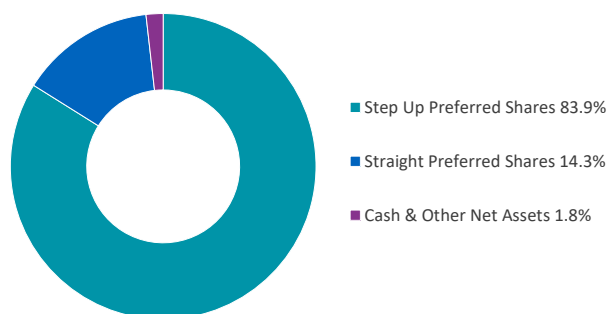
Leith Wheeler Preferred Share Fund

Quarterly Fund Disclosure | March 31st, 2023

TOTAL NET ASSET VALUE

Net Assets	\$47.5 million
------------	----------------

ASSET MIX (% OF NET ASSET VALUE)



TOP 25 HOLDINGS (% OF NET ASSET VALUE)

BCE Inc Step Up Preferred Shares, Series M	6.7%
Enbridge Inc Step Up Preferred Shares, Series G	5.6%
Royal Bank of Canada Step Up Preferred Shares, Series J	5.3%
Fortis Inc Step Up Preferred Shares, Series M	4.5%
Toronto-Dominion Bank Step Up Preferred Shares, Series E	4.2%
TC Energy Corp Step Up Preferred Shares, Series G	3.8%
Enbridge Inc Step Up Preferred Shares, Series E	3.1%
Bank of Montreal Step Up Preferred Shares, Series 1	2.7%
AltaGas Ltd Step Up Preferred Shares, Series A	2.7%
Brookfield Renew Pow PFD Step Up Preferred Shares, Series A	2.7%
Brookfield Renew Pow PFD Step Up Preferred Shares, Series C	2.6%
TC Energy Corp Step Up Preferred Shares, Series E	2.3%
Great-West Lifeco Inc Step Up Preferred Shares, Series N	2.2%
Intact Financial Corp Step Up Preferred Shares, Series C	2.2%
Bank of Montreal Step Up Preferred Shares, Series T	2.0%
CU Inc Straight Preferred Shares, Series A	1.8%
Intact Financial Corp Straight Preferred Shares, Series F	1.8%
Cash & Other Net Assets	1.8%
Toronto-Dominion Bank Step Up Preferred Shares, Series D	1.8%
Pembina Pipeline Corp Step Up Preferred Shares, Series I	1.6%
Great-West Lifeco Inc Straight Preferred Shares, Series P	1.5%
TC Energy Corp Step Up Preferred Shares, Series B	1.5%
Great-West Lifeco Inc Straight Preferred Shares, Series R	1.5%
Great-West Lifeco Inc Straight Preferred Shares, Series G	1.5%
Sun Life Financial Inc Step Up Preferred Shares, Series G	1.4%

This summary of the investment fund's top 25 holdings may change due to ongoing portfolio transactions. A quarterly update is available 60 days after each quarter end. The Fund held no short positions as at March 31st, 2023.



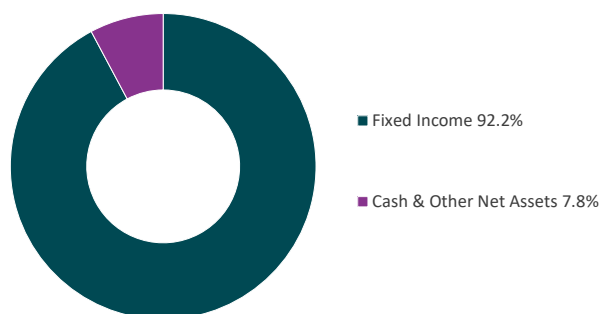
Leith Wheeler Short Term Income Fund

Quarterly Fund Disclosure | March 31st, 2023

TOTAL NET ASSET VALUE

Net Assets	\$135.9 million
------------	-----------------

ASSET MIX (% OF NET ASSET VALUE)



TOP 25 HOLDINGS (% OF NET ASSET VALUE)

Cash & Other Net Assets	7.8%
Canadian Government Bond 2% September 01, 2023	6.7%
Bank of Montreal 2.85% March 06, 2024	5.8%
Brookfield Infrastructure Finance ULC 3.32% February 22, 2024	4.3%
HSBC Bank Canada 5.63% June 29, 2023	3.7%
Royal Bank of Canada 5.1% March 26, 2024	3.7%
Toronto-Dominion Bank 5.04% April 06, 2023	3.7%
TransCanada PipeLines Ltd 5.9% March 10, 2026	3.7%
Choice Properties Real Estate Investment Trust 4.9% July 05, 2023	3.7%
Pembina Pipeline Corp 2.56% June 01, 2023	3.7%
Ivanhoe Cambridge II Inc 2.91% June 27, 2023	3.7%
Morgan Stanley 5.36% March 21, 2025	3.6%
Province of Saskatchewan 3.2% June 03, 2024	3.6%
North West Redwater Partnership / NWR Financing Co Ltd 1.2% December 01, 2023	3.6%
Canadian Government Bond 0.75% February 01, 2024	3.6%
Royal Bank of Canada 2.35% July 02, 2024	3.6%
Goldman Sachs Group Inc 5.39% April 29, 2025	2.9%
H&R Real Estate Investment Trust 3.37% January 30, 2024	2.9%
Canadian Western Bank 5.37% January 22, 2024	2.2%
Enbridge Pipelines Inc 3.79% August 17, 2023	2.2%
Dollarama Inc 3.55% November 06, 2023	2.2%
Inter Pipeline Ltd 2.61% September 13, 2023	2.2%
Toronto-Dominion Bank 2.85% March 08, 2024	2.2%
Bank of Nova Scotia 2.38% May 01, 2023	1.8%
Brookfield Corp 5.04% March 08, 2024	1.5%

This summary of the investment fund's top 25 holdings may change due to ongoing portfolio transactions. A quarterly update is available 60 days after each quarter end. The Fund held no short positions as at March 31st, 2023.



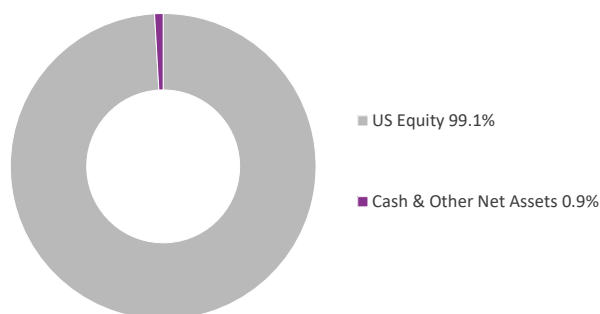
Leith Wheeler US Dividend Fund (USD)

Quarterly Fund Disclosure | March 31st, 2023

TOTAL NET ASSET VALUE

Net Assets	\$17.0 million
------------	----------------

ASSET MIX (% OF NET ASSET VALUE)



TOP 25 HOLDINGS (% OF NET ASSET VALUE)

Merck & Co Inc	5.2%
Philip Morris International Inc	4.9%
Oracle Corp	4.3%
Air Products and Chemicals Inc	4.1%
Cigna Group	3.8%
Phillips 66	3.6%
Coca-Cola Europacific Partners PLC	3.6%
Raytheon Technologies Corp	3.4%
Allstate Corp	3.4%
JPMorgan Chase & Co	3.3%
UnitedHealth Group Inc	3.2%
Hess Corp	3.2%
Stanley Black & Decker Inc	3.2%
CVS Health Corp	3.2%
Medtronic PLC	3.1%
Wells Fargo & Co	3.1%
DuPont de Nemours Inc	3.1%
Enbridge Inc	3.0%
Chubb Ltd	2.9%
Comcast Corp	2.4%
General Dynamics Corp	2.3%
Northern Trust Corp	2.3%
Pinnacle West Capital Corp	2.3%
Entergy Corp	2.2%
Procter & Gamble Co	2.1%

This summary of the investment fund's top 25 holdings may change due to ongoing portfolio transactions. A quarterly update is available 60 days after each quarter end. The Fund held no short positions as at March 31st, 2023.



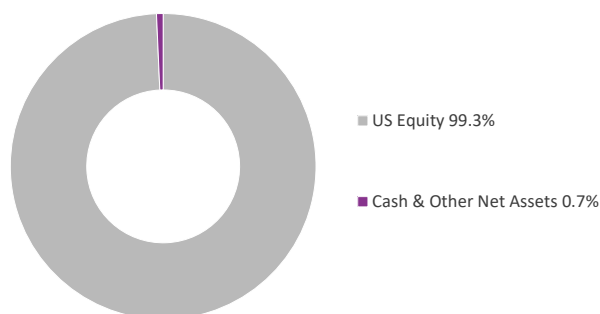
Leith Wheeler US Equity Fund

Quarterly Fund Disclosure | March 31st, 2023

TOTAL NET ASSET VALUE

Net Assets	\$411.7 million
------------	-----------------

ASSET MIX (% OF NET ASSET VALUE)



TOP 25 HOLDINGS (% OF NET ASSET VALUE)

VICI Properties Inc	2.3%
Hess Corp	2.3%
Las Vegas Sands Corp	2.1%
Broadcom Inc	2.1%
Vertiv Holdings Co	1.9%
Oracle Corp	1.8%
Air Products and Chemicals Inc	1.8%
AECOM	1.8%
Axalta Coating Systems Ltd	1.8%
Pioneer Natural Resources Co	1.8%
Pinnacle West Capital Corp	1.8%
CRH PLC	1.7%
BWX Technologies Inc	1.7%
Microchip Technology Inc	1.7%
Qualcomm Inc	1.7%
Aptiv PLC	1.7%
Berkshire Hathaway Inc	1.7%
JB Hunt Transport Services Inc	1.7%
Philip Morris International Inc	1.6%
Phillips 66	1.6%
WW International Inc	1.6%
UnitedHealth Group Inc	1.6%
Fidelity National Information Services Inc	1.6%
Electronic Arts Inc	1.6%
Aramark	1.6%

This summary of the investment fund's top 25 holdings may change due to ongoing portfolio transactions. A quarterly update is available 60 days after each quarter end. The Fund held no short positions as at March 31st, 2023.



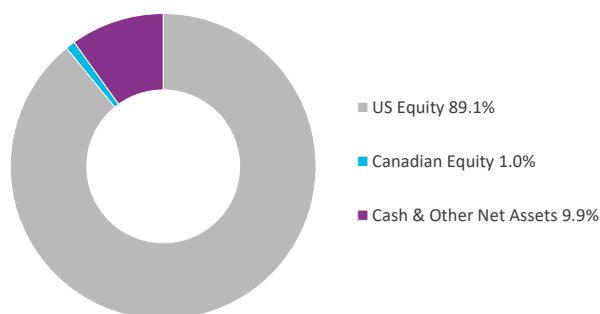
Leith Wheeler US Small/Mid-Cap Equity Fund

Quarterly Fund Disclosure | March 31st, 2023

TOTAL NET ASSET VALUE

Net Assets	\$18.6 million
------------	----------------

ASSET MIX (% OF NET ASSET VALUE)



TOP 25 HOLDINGS (% OF NET ASSET VALUE)

Cash & Other Net Assets	9.9%
Henry Schein Inc	7.3%
Univar Solutions Inc	6.8%
Brookfield Infrastructure Partners LP	5.1%
Keysight Technologies Inc	4.9%
Booz Allen Hamilton Holding Corp	4.9%
Universal Health Services Inc	4.8%
Globe Life Inc	4.7%
SEI Investments Co	4.3%
ASGN Inc	4.2%
Crown Holdings Inc	3.7%
Cable One Inc	3.6%
Gentex Corp	3.3%
Hillman Solutions Corp	3.2%
Lamar Advertising Co	3.2%
Snap-on Inc	3.2%
Carlisle Cos Inc	3.1%
Old Republic International Corp	3.0%
Tri Pointe Homes Inc	3.0%
CarMax Inc	2.8%
Middleby Corp	2.8%
Wyndham Hotels & Resorts Inc	2.8%
MKS Instruments Inc	2.5%
Mohawk Industries Inc	2.0%
Winpak Ltd	1.0%

This summary of the investment fund's top 25 holdings may change due to ongoing portfolio transactions. A quarterly update is available 60 days after each quarter end. The Fund held no short positions as at March 31st, 2023.